

RXi – Panel PC

The Definitive Industrial Display Experience

To succeed in an outcome-driven world, businesses must operate faster and leaner, while being increasingly connected with both local and global data. At Emerson, we've reimagined automation architecture to help you thrive in today's demanding business environment. This architecture ensures that relevant information is readily available to operators, so they can make the best decisions in real time. Highlighting this reimagined architecture, Emerson has gone back to the drawing board to create the "Definitive Industrial Display Experience." The result is the RXi – Panel PC modular display portfolio with multiple options of separable screens and computing units that maximize flexibility, performance, and durability.

Modularity and Flexibility

The RXi – Panel PC portfolio ranges from 7" to 24" screens in a widescreen format, with 7" to 15" models also available with outdoor Sunlight Readable (SLR) screens. The modular nature of the unit offers a substantial amount of flexibility in configuring your RXi – Panel PC. For instance, you can easily swap an indoor screen for an outdoor screen, change screen sizes, or simply replace a damaged screen, while utilizing the same computing unit.

High Performance

With Windows 10 IOT Enterprise LTSC OS installed standard, the RXi – Panel PC is ready to meet your software needs. Available options include a Dual Core 1.0 GHz processor, a Quad Core 1.2GHz processor, and a 2GHz processor. Users can also select between 4, 8, or 16GB of available RAM. The multitouch, projective capacitive screens use high resolution, vivid graphical capabilities and quick response times ensuring that relevant information is readily available to make quicker and smarter decisions. The RXi – Panel PC creates a high-performance modular platform that lowers total cost of ownership and allows for powerful upgrades to the underlying computing technology in the future.



Display Technology: Designed to Maximize UX

The RXi – Panel PC takes industrial displays into today's connected world by combining design, durability, and power in an ultra-slim package perfect for the factory floor. A sleek and powerful user experience (UX) connects people and machines with the latest touchscreen technology and widescreen displays. The capacitive, multitouch screens can be used with personal protective equipment and are as sensitive as the latest smartphone. Furthermore, the outdoor rated Sunlight Readable (SLR) screens provide brightness ratings nearly double that of the brightest smart devices. The optically bonded screens feature UV protection which vastly reduces reflections and glare. The wide screen display provides operators with vivid, clear images for a more complete and enhanced process visualization.

Anytime, Anywhere: A Range of Applications

The RXi – Panel PC portfolio has offerings which effectively operate in temperatures as high as 65°C and as low as -20°C with the capability to operate indoors or outdoors. The RXi – Panel PC portfolio meets the rigorous IP66 certification which protects against dust, moisture, and even direct water jets. The RXi – Panel PC provides you with a solution that is designed to go where you need it to.

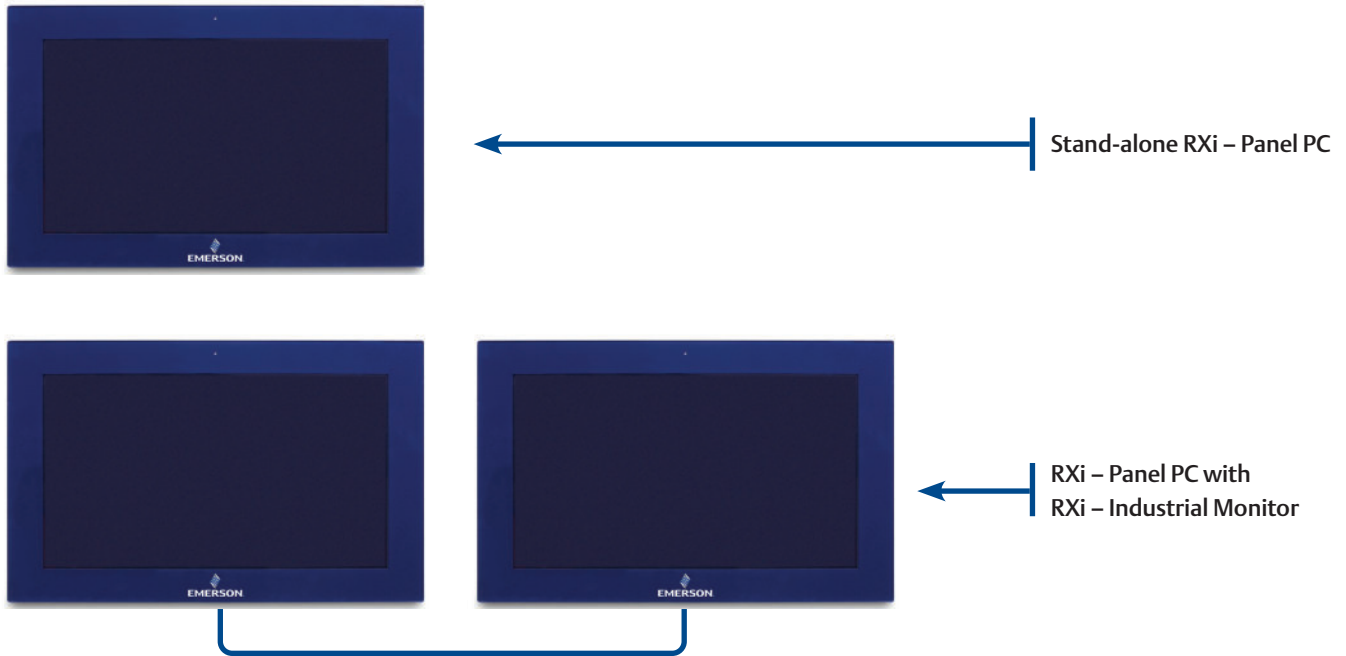
	Size (inch)	7"	10"	12"	15"	19"	24"
Display	Resolution	1024 x 600 WSVGA	1280 x 800 WXGA		1920 x 1080 Full HD		
	Format	Widescreen (16:10)			Widescreen (16:9)		
	Orientation	Landscape					
	Reading Angle (°)	150 (H) / 145 (V)	170 (H) / 170 (V)	176 (H) / 176 (V)	170 (H) / 170 (V)	178 (H) / 178 (V)	
	Display Off-Color	Black					
	Contrast	800:1		1000:1	800:1	1000:1	5000:1
	Brightness (cd/m2)	500 (1000 with Outdoor SLR Screen)		400 (1000 with Outdoor SLR Screen)	450 (1000 with Outdoor SLR Screen)	350	300
	MTBF Backlighting	50 000 h (at 25°C)					
	Backlight	LED, Dimmable via Software					
Processor	Chipset	AMD Embedded G-Series SOC		AMD Embedded G-Series SoC or AMD Embedded V1000-Series SoC			
	Processor	GX-210HL		GX-412GC or V1404I			
	# of cores/TDP	2/7W		4/15W			
	CPU frequency/L2 Cache	1.0Ghz/1MB		GX-412GC: 1.2GHz/2MB V1404I: 2.0GHz/2MB			
	GPU frequency	267Mhz		GX-412GC: 300MHz V1404I: 1100MHz			
Memory	Capacity	4GB or 8GB DDR3L (Soldered with ECC, -40°C ~ 85°C)		GX-412GC: 4GB or 8GB DDR3L (Soldered with ECC, -40°C ~ 85°C) V1404I: 8GB or 16GB DDR4 (Soldered with ECC, -40°C ~ 85°C)			
Storage	Internal	32 / 64 / 128GB MLC SSD (SATA Slim, -40°C ~ 85°C)		GX-412GC: 64 / 128GB MLC SSD (SATA Slim, -40°C ~ 85°C) V1404I: 128 / 256 / 512GB PCL3 NVME, MLC SSD			
	External Slot	1 x External Micro SD/ SDHC Card Slot (up to 32GB)		GX-412GC: 1 x External Micro SD/ SDHC Card Slot (up to 32GB) V1404I: 1 x Micro SD Slot, 1 x Microchip USB2642-I			
Watchdog Timer	Timer Levels	255 timer levels, set up by software					
Operating Control	Method	Touch					
Touchscreen	Technology	Projected Capacitive Touch (PCT/PCAP)					
	Touch Sensor	Multi-touch (Ten-Point)					
Interfaces	Port 1	2 x 10/100/1000 Base T Ethernet RJ45		4 x 10/100/1000 Base T Ethernet RJ45			
	Port 2	1 x RS-232 COM Port (5-Pin Connector) 1 x RS-485 COM Port (5-Pin Connector) Isolated					
	Port 3	2 x USB 3.0 (Type-A)		2 x USB 3.0 (Type-A) 2 x USB 2.0 (Type-A)			
	Port 4	1 x DisplayPort					
	Port 5	1 x Mic In (Mono), (3.5mm Jack)					
	Port 6	1 x Line Out (Stereo), (3.5mm Jack)					
Status Indicators	Front Bezel Tri-color LED	Amber/Green/Red					
	On-board Buzzer	Yes (85dB sound level with 80mA mean current)					
Power-Supply	Voltage [V]	+24VDC ±20% (19.2 V to 28.8 V, 3-Pin Connector, Isolated, Use 28-14 AWG (0.2 - 1.5 sqmm) wire rated 90C, 1.7 in-lbs (0.19Nm) torque)					

	Size (inch)	7"	10"	12"	15"	19"	24"
Power Consumption	Maximum Wattage [W]	20 W	23 W	33 W / 48 W*	39 W / 52 W*	35 W / 50 W*	52 W / 64 W*
Protection-Class	Front-Side	IP66 (When Installed to a Wall/Panel)					
	Back-Side	IP20					
Operating System	Installed Standard	Windows 10 IOT Enterprise 2019 LTSC					
Software Tools	Tool 1	Secure & Trusted Boot Capability					
	Tool 2	DHCP-Client, Web Browser (IE or FireFox), Java JRE Capability					
Secure & Trusted Boot	Item 1	On-Board TPM2.0					
Design	Housing	Aluminum Die Casting (Front)					
	Construction Type	Modular (Detachable Modules; Computer, Monitor, Touch Display, DIO)					
	Cooling	Natural Convection (Fanless Passive Cooling)					
Environment	Operating Temperature	-20°C to +65°C					
	Storage Temperature	-30°C to +70°C					
	Operating Humidity	85% RH (non- condensing) @ 30°C					
	Operating Altitude	10000 ft. (3.000 m)					
	Vibration	1Grms / 5 ~ 500Hz (Random) / Operation IEC 60068-2-64 10G peak acceleration (11 msec. duration)/operation IEC 60068-2-27					
Compliance	Certifications	UL and cUL 62368, UL and cUL 61010, IECCE CB Scheme					
		UL TYPE 4 & 4X, IP66 (ANSI/IEC 60529)					
		CE (EN 62368, EN 61000-6-4, 61000-6-2)					
		FCC Part15 Class A					
		RoHS					
		UL Listed US/CAN Hazardous Locations: Class 1 Division 2, Class 2 Division 2, Class 3 Division 1					
		ATEX Zone 2/22 & IECEx					
		Marine: ABS, BV, LR, DNV GL					
Mounting	Panel Cutout Dimensions (W x H, mm)	183.5 x 128.5	255.5 x 174	317 x 214.5	398 x 245.5	482 x 297	581 x 360
	VESA Mounting	75 x 75		100 x 100			
	Hardware Included	Mounting Clamps and Allen Screws					
Physical Specification	Net Weight (kg)	2.0	2.6	3.8 / 6.0*	5.1 / 7.0*	6.9 / 9.0*	9.0 / 11.0*
	Dimensions (W x H x D, mm)	192 x 137 x 65	267 x 186.2 x 65	329.1 x 226.8 x 66 329.1 x 226.8 x 103*	410.2 x 257.6 x 65 410.2 x 257.6 x 103*	500 x 315 x 70 500 x 315 x 108*	600 x 382 x 71 600 x 382 x 108*

*with V1404I processor

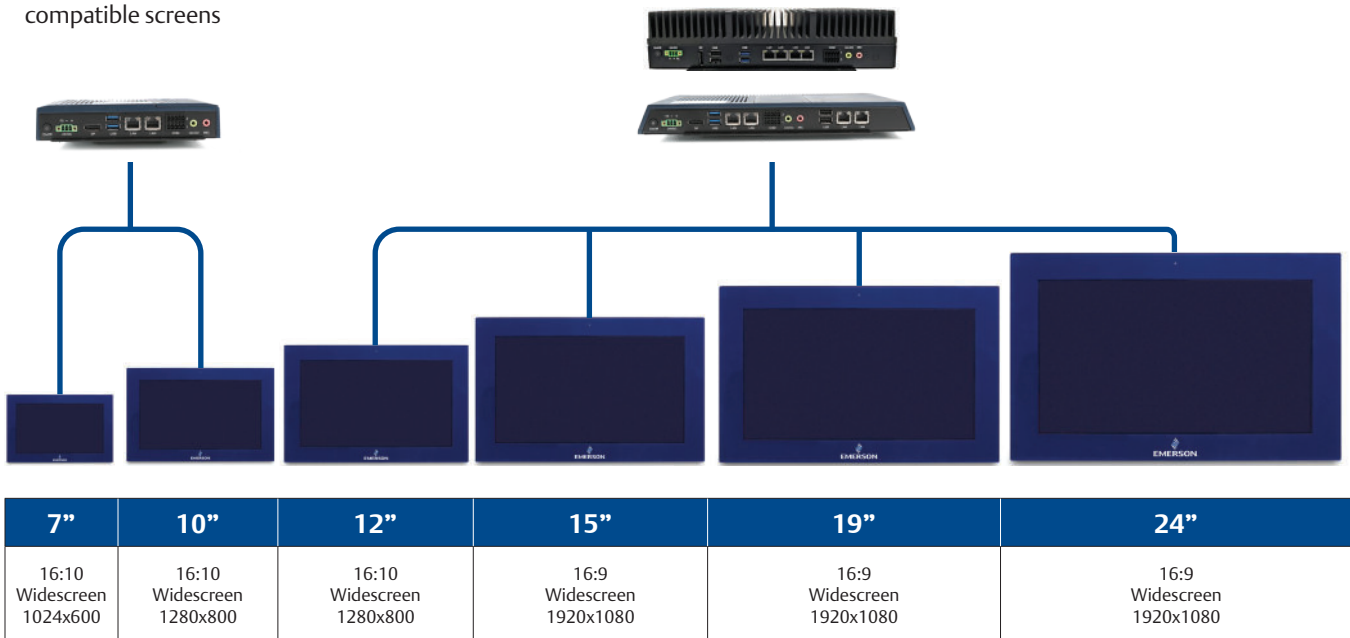
Display Architecture Options

As shown below, the RXi – Panel PC can operate as a stand-alone unit or connect directly with an RXi – Industrial Monitor for dual screen operation. For more information, please see the RXi – Industrial Monitors Data Sheet.

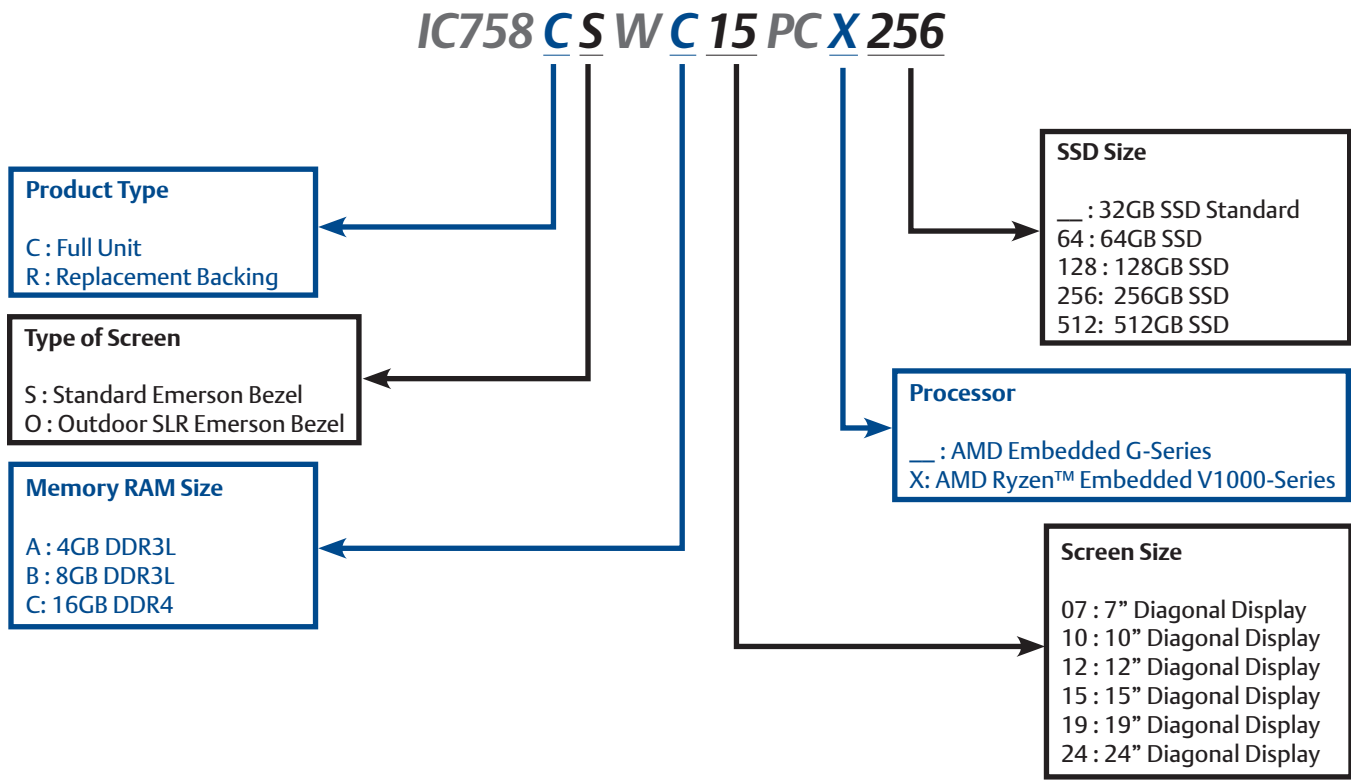


RXi – Panel PC small backing module and compatible screens

RXi –Panel PC large backing module and compatible screens



Understanding the Part Numbers



Example: IC758 **C S W C 15 PC X 256**

15" RXi - Panel PC, Standard Bezel, 16GB RAM, AMD Ryzen™ Embedded V1000, 256GB SSD

Ordering Information

Complete Units

Part Number	Description
IC758CSWA07PC	7" RXi - Panel PC Emerson Bezel - 4GB RAM, 32GB SSD, Windows 10 IOT Enterprise LTSC, Widescreen
IC758CSWA07PC64	7" RXi - Panel PC Emerson Bezel - 4GB RAM, 64GB SSD, Windows 10 IOT Enterprise LTSC, Widescreen
IC758CSWA07PC128	7" RXi - Panel PC Emerson Bezel - 4GB RAM, 128GB SSD, Windows 10 IOT Enterprise LTSC, Widescreen
IC758CSWB07PC128	7" RXi - Panel PC Emerson Bezel - 8GB RAM, 128GB SSD, Windows 10 IOT Enterprise LTSC, Widescreen
IC758CSWA10PC	10" RXi - Panel PC Emerson Bezel - 4GB RAM, 32GB SSD, Windows 10 IOT Enterprise LTSC, Widescreen
IC758CSWA10PC64	10" RXi - Panel PC Emerson Bezel - 4GB RAM, 64GB SSD, Windows 10 IOT Enterprise LTSC, Widescreen
IC758CSWA10PC128	10" RXi - Panel PC Emerson Bezel - 4GB RAM, 128GB SSD, Windows 10 IOT Enterprise LTSC, Widescreen
IC758CSWB10PC128	10" RXi - Panel PC Emerson Bezel - 8GB RAM, 128GB SSD, Windows 10 IOT Enterprise LTSC, Widescreen
IC758CSWA12PC64	12" RXi - Panel PC Emerson Bezel - 4GB RAM, 64GB SSD, Windows 10 IOT Enterprise LTSC, Widescreen
IC758CSWA12PC128	12" RXi - Panel PC Emerson Bezel - 4GB RAM, 128GB SSD, Windows 10 IOT Enterprise LTSC, Widescreen
IC758CSWB12PC128	12" RXi - Panel PC Emerson Bezel - 8GB RAM, 128GB SSD, Windows 10 IOT Enterprise LTSC, Widescreen
IC758CSWA15PC64	15" RXi - Panel PC Emerson Bezel - 4GB RAM, 64GB SSD, Windows 10 IOT Enterprise LTSC, Widescreen
IC758CSWA15PC128	15" RXi - Panel PC Emerson Bezel - 4GB RAM, 128GB SSD, Windows 10 IOT Enterprise LTSC, Widescreen
IC758CSWB15PC128	15" RXi - Panel PC Emerson Bezel - 8GB RAM, 128GB SSD, Windows 10 IOT Enterprise LTSC, Widescreen
IC758CSWA19PC64	19" RXi - Panel PC Emerson Bezel - 4GB RAM, 64GB SSD, Windows 10 IOT Enterprise LTSC, Widescreen
IC758CSWA19PC128	19" RXi - Panel PC Emerson Bezel - 4GB RAM, 128GB SSD, Windows 10 IOT Enterprise LTSC, Widescreen
IC758CSWB19PC128	19" RXi - Panel PC Emerson Bezel - 8GB RAM, 128GB SSD, Windows 10 IOT Enterprise LTSC, Widescreen
IC758CSWA24PC64	24" RXi - Panel PC Emerson Bezel - 4GB RAM, 64GB SSD, Windows 10 IOT Enterprise LTSC, Widescreen
IC758CSWA24PC128	24" RXi - Panel PC Emerson Bezel - 4GB RAM, 128 GB SSD, Windows 10 IOT Enterprise LTSC, Widescreen
IC758CSWB24PC128	24" RXi - Panel PC Emerson Bezel - 8GB RAM, 128GB SSD, Windows 10 IOT Enterprise LTSC, Widescreen
IC758COWA07PC	7" RXi - Panel PC Emerson Bezel - 4GB RAM, 32GB SSD, Windows 10 IOT Enterprise LTSC, Outdoor SLR Widescreen
IC758COWA07PC64	7" RXi - Panel PC Emerson Bezel - 4GB RAM, 64GB SSD, Windows 10 IOT Enterprise LTSC, Outdoor SLR Widescreen
IC758COWA07PC128	7" RXi - Panel PC Emerson Bezel - 4GB RAM, 128GB SSD, Windows 10 IOT Enterprise LTSC, Outdoor SLR Widescreen
IC758COWB07PC128	7" RXi - Panel PC Emerson Bezel - 8GB RAM, 128GB SSD, Windows 10 IOT Enterprise LTSC, Outdoor SLR Widescreen
IC758COWA10PC	10" RXi - Panel PC Emerson Bezel - 4GB RAM, 32GB SSD, Windows 10 IOT Enterprise LTSC, Outdoor SLR Widescreen
IC758COWA10PC64	10" RXi - Panel PC Emerson Bezel - 4GB RAM, 64GB SSD, Windows 10 IOT Enterprise LTSC, Outdoor SLR Widescreen
IC758COWA10PC128	10" RXi - Panel PC Emerson Bezel - 4GB RAM, 128GB SSD, Windows 10 IOT Enterprise LTSC, Outdoor SLR Widescreen
IC758COWB10PC128	10" RXi - Panel PC Emerson Bezel - 8GB RAM, 128GB SSD, Windows 10 IOT Enterprise LTSC, Outdoor SLR Widescreen

United State Office

Emerson Automation Solutions
Intelligent Platforms, LLC
2500 Austin Dr
Charlottesville, VA

China Office

Emerson Automation Solutions Intelligent
Platforms (Shanghai) Co., Ltd
No.1277, Xin Jin Qiao Rd, Pudong,
Shanghai, China, 201206

Singapore Office

Emerson Automation Solutions Intelligent
Platforms Asia Pacific Pte. Ltd.
1 Pandan Cres,
Singapore, 128461

Germany Office

Emerson Automation Solutions
ICC Intelligent Platforms GmbH
Memminger Straße 14
Augsburg, Germany 86159

Brazil Office

Emerson Automation Solutions
Av. Hollingsworth, 325 – Iporanga
Sorocaba – SP, 18087-105

India Offices

Emerson Automation Solutions
Intelligent Platforms Pvt. Ltd.,
Building No.8, Ground Floor
Velankani Tech Park, No.43
Electronics City Phase I, Hosur Rd
Bangalore-560100

Americas Support – Technical and Commercial

Phone: 1-888-565-4155 or 1-434-214-8532 (if toll free 800 option is unavailable)
Email for Technical Support: support.mas@emerson.com
Email for Commercial Support: customercare.mas@emerson.com
Primary language of support: English

Europe, Middle East, & Africa Support – Technical and Commercial

Phone: +800-4-444-8001
or +420-225-379-328 (if toll free 800 option is unavailable or dialing from a mobile telephone)
Email for Technical Support: support.mas.emea@emerson.com
Email for Commercial Support: customercare.emea.mas@emerson.com
Primary languages of support: English, German, Italian, Spanish

Asia Support – Technical and Commercial

Phone: +86-400-842-8599 for Greater China
+65-6955-9413 (All Other Countries)
Email for Technical Support: support.mas.apac@emerson.com
Email for Commercial Support Asia: customercare.cn.mas@emerson.com
Primary languages of support: Chinese, English

Support Website: www.emerson.com/iac-support

Home Website: www.Emerson.com/industrial-automation-controls

©2021 Emerson. All rights reserved.

The Emerson logo is a trademark and service mark of Emerson Electric Co. All other marks are property of their respective owners. The contents of this publication are presented for information purposes only, and while effort has been made to ensure their accuracy, they are not to be construed as warranties or guarantees, express or implied, regarding the products or services describe herein or their use or applicability. All sales are governed by our terms and conditions, which are available on request, We reserve the right to modify or improve the designs or specifications of our products an any time without notice.

